

# Gram Panchayat Development Plan (GPDP)

Tracking of Addressing Mission Antodaya Gaps in GPDP

# E Gram Swaraj Dashboard



## eGramSwaraj

Simplified Work Based Accounting Application for Panchayati Raj

To strengthen e-Governance in Panchayati Raj Institutions (PRIs) across the country, Ministry of Panchayati Raj (MoPR) has launched eGramSwaraj, a user friendly web-based portal. eGramSwaraj aims to bring in better transparency in the decentralised planning, progress reporting and work-based accounting.



### LATEST UPDATES

<p>0%</p> <p><b>0 ZPs</b></p> <p>Approved ZP Plan (2021-22)</p>	<p>0.09%</p> <p><b>6 BPs</b></p> <p>Approved BP Plan (2021-22)</p>	<p>36.36%</p> <p><b>97886 GPs</b></p> <p>Approved GDPD (2021-22)</p>	<p><b>288341 ERs</b></p> <p>Elected Representatives (Active)</p>	<p>81.41%</p> <p><b>219209 GPs</b></p> <p>Profile Created</p>
<p>34.44%</p> <p><b>92737 GPs</b></p> <p>Physical Progress Ongoing</p>	<p>88.89%</p> <p><b>239348 GP &amp; Equv.</b></p> <p>Financial Progress Onboarding</p>	<p>41.40%</p> <p><b>111462 GPs</b></p> <p>Geo-tagging initiated</p>	<p><b>FFC</b></p> <p>Receipt: Rs.281630.45 Cr. Expenditure: Rs.14362.77 Cr.</p>	<p><b>XVFC</b></p> <p>Receipt: Rs.89533.27 Cr. Expenditure: Rs.5188.94 Cr.</p>

# E Gram Swaraj Dashboard

## Progress Reporting

Physical Progress

Financial Progress

Progress During The Day (5-2-2021)

**Cumulative for all the Financial Year :** (30574 Vouchers Booked by 2098 Accounting Units, 59368 Vouchers Freezed by 10515 Accounting Units, Day Books Closed by 6943 Accounting Units, Year Books Closed by 74 Accounting Units)

**For Financial Year 2020-2021 :** (29859 Vouchers Booked by 2046 Accounting Units, 55835 Vouchers Freezed by 10327 Accounting Units, Day Books Closed by 6876 Accounting Units)

State Name	Todays Summary						Till Date Summary					
	No. of Voucher Booked	Value of Vouchers (in Crores)		No. of Voucher Freezed	Value of Vouchers (in Crores)		No. of Voucher Booked	Value of Vouchers (in Crores)		No. of Voucher Freezed	Value of Vouchers (in Crores)	
		Receipts	Payments		Freezed Receipts	Freezed Payments		Receipts	Payments		Freezed Receipts	Freezed Payments
ANDHRA PRADESH	461	0.747	0.678	50	0.027	0.076	25085	42.365	45.014	6441	11.249	15.982
ASSAM	24	0.916	0.014	707	1.526	7.705	570	1.812	0.997	240587	861.097	2526.438
CHHATTISGARH	1173	5.390	13.232	4173	10.553	9.308	14885	242.521	241.354	742619	40872.186	48744.897
GOA	3	0.218	0.000	10	0.012	0.195	41	2.424	0.020	643	23.605	4.265
GUJARAT	450	0.811	2.149	578	1.861	2.854	27172	163.645	170.276	8468	39.535	51.026

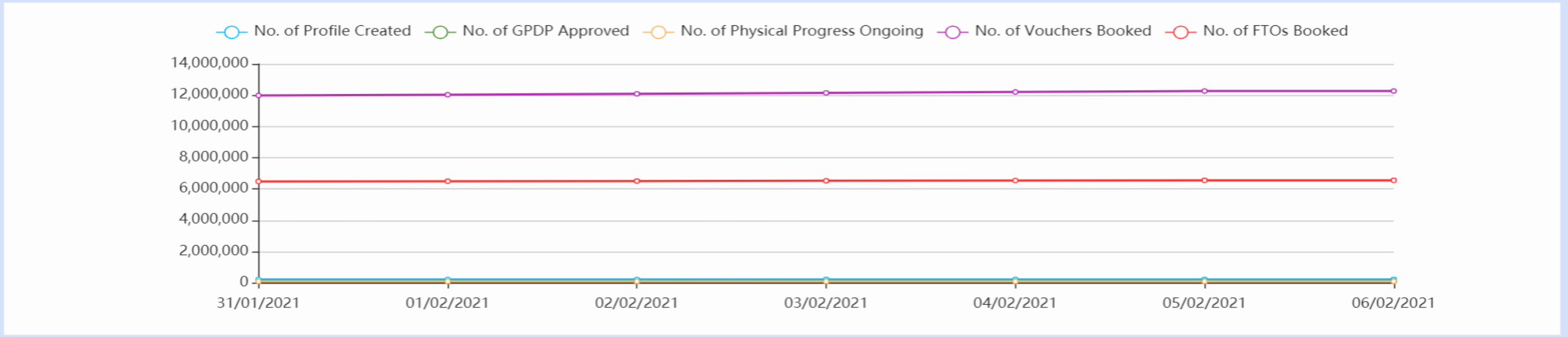
# E Gram Swaraj Dashboard

Sectorwise Report GDP | Approve Action Plan Report | eGramSwaraj-4

egramswaraj.gov.in/welcome.do

Bookmarks: Wikipedia, the free... Clay Art Project Ideas India — AgriCulture... Census of India: Sta... DISE--District Infor... http://www.qvo6.co... https://www.irctc.co...

## Time Series Analysis In Last 7 Days



## Reports

- Analytical Reports
- Panchayat Profile
- Planning
- Accounting
- Dashboard

# Planning report



## eGramSwaraj

Simplified Work Based Accounting Application for Panchayati Raj

### Planning Report - Dashboard

Planning	+
Reporting	+
Asset	+

[Close](#)

Contents on this website are owned, updated and managed by the Panchayats and State Panchayati Raj Department as a part of e-Panchayat MMP of Ministry of Panchayati Raj. Site is technically designed, hosted and maintained by National Informatics Centre (NIC)



# Planning report



## eGramSwaraj

Simplified Work Based Accounting Application for Panchayati Raj

### Planning Report - Dashboard

#### Planning

- [Asset Category wise Activity Report](#)
- [Approved Action Plan Report](#)
- [Pending Action Plan Report](#)
- [Sector Wise Activity Status Report](#)
- [Activity Wise Expenditure Details Report](#)
- [Plan size Report-Scheme Wise](#)
- [List of Activities](#)
- [Resource Envelope List](#)
- [Report on SectorWise Mission Antyodaya Gaps Addressed](#)
- [Mission Antyodaya Survey\(State Wise\)](#)

#### Reporting

# Planning report



## eGramSwaraj

Simplified Work Based Accounting Application for Panchayati Raj

### Planning Report - Dashboard

Planning +

Reporting -

- [Activity Status Report](#)
- [Scheme Wise Activity Status Report](#)
- [Geo Tagged Asset Count Report](#)
- [M-ActionSoft Photo uploaded PlanYear Wise Report](#)
- [Activity Analysis Report](#)

Asset +

Close

# Planning report



## eGramSwaraj

Simplified Work Based Accounting Application for Panchayati Raj

### Planning Report - Dashboard

Planning



Reporting



Asset



- List Of Asset Panchayat Wise
- Asset Data Entry Report

Close



# Planning report



## eGramSwaraj

Simplified Work Based Accounting Application for Panchayati Raj

### Planning Report - Dashboard

<a href="#">Planning</a>	+
<a href="#">Reporting</a>	+
<a href="#">Asset</a>	-

- List Of Asset Panchayat Wise
- Asset Data Entry Report

Close

# Planning report



## eGramSwaraj

Simplified Work Based Accounting Application for Panchayati Raj

### Planning Report - Dashboard

#### Planning

- [Asset Category wise Activity Report](#)
- [Approved Action Plan Report](#)
- [Pending Action Plan Report](#)
- [Sector Wise Activity Status Report](#)
- [Activity Wise Expenditure Details Report](#)
- [Plan size Report-Scheme Wise](#)
- [List of Activities](#)
- [Resource Envelope List](#)
- [Report on SectorWise Mission Antyodaya Gaps Addressed](#)
- [Mission Antyodaya Survey\(State Wise\)](#)

#### Reporting

# Mission Antodaya Gap Addressed

Sectorwise Report GPDP | Approve Action Plan Report | Sectorwise Report GPDP

egramswaraj.gov.in/sectorWiseReportGPDP.do

Wikipedia, the free... Clay Art Project Ideas India — AgriCulture... Census of India: Sta... DISE--District Infor... http://www.qvo6.co... https://www.irctc.co...

GOVERNMENT OF INDIA | MINISTRY OF PANCHAYATI RAJ

Home



## eGramSwaraj

Simplified Work Based Accounting Application for Panchayati Raj

### Report on SectorWise Mission Antyodaya Gaps Addressed

Select Plan year \*

**1n 6bcl**

Captcha Message \*

Contents on this website are owned, updated and managed by the Panchayats and State Panchayati Raj Department as a part of e-Panchayat MMP of Ministry of Panchayati Raj. Site is technically designed, hosted and maintained by National Informatics Centre (NIC)

Type here to search

Taskbar icons: File Explorer, Mail, PowerPoint, Chrome, etc.

System tray: ENG, 02:26, 06-02-2021

# Mission Antodaya Gap Addressed

← Back

Download as Excel

Print

**Plan Year : 2020-2021**

S.No.	Sector	Count of Gram Panchayats with sectoral specific Activity in respective GPDP	Count of Gram Panchayats with Mission Antyodaya gaps addressed
1	Administrative & Technical Support	115021	0
2	Adult and non-formal education	2180	135
3	Agriculture	20982	1603
4	Animal husbandry	11921	776
5	Cultural activities	16230	1178
6	Drinking water	214730	26761
7	Education	86514	12477
8	Family welfare	5388	371
9	Fisheries	10023	1012
10	Fuel and fodder	843	50
11	GP Office Infrastructure	15842	0
12	Health	48069	3733
13	Khadi	445	34
14	Land improvement	42991	2996
15	Libraries	1963	196

<http://egramswaraj.gov.in>

Report Generated on 06/02/2021 02:27:48 AM and data is entered and managed by State Panchayati Raj Departments and Panchayats

# Mission Antodaya Gap Addressed

## Report on SectorWise Mission Antyodaya Gaps Addressed

← Back

Download as Excel

Print

Plan Year	Sector Name
2020-2021	Drinking water

S.No.	State	Count of Gram Panchayats with sectoral specific Activity in respective GPDP	Count of Gram Panchayats with Mission Antyodaya gaps addressed
1	ANDAMAN AND NICOBAR ISLANDS	65	0
2	ANDHRA PRADESH	12418	2347
3	ARUNACHAL PRADESH	272	70
4	ASSAM	97	12
5	BIHAR	5676	552
6	CHHATTISGARH	10925	1562
7	GOA	92	9
8	GUJARAT	12182	372
9	HARYANA	4224	282
10	HIMACHAL PRADESH	2392	318
11	JHARKHAND	4083	101
12	KARNATAKA	5869	1870
13	KERALA	679	0

# Mission Antodaya Gap Addressed

## Report on SectorWise Mission Antyodaya Gaps Addressed

← Back

Download as Excel

Print

Plan Year	Sector Name		
2020-2021	Drinking water		
12	KARNATAKA	5869	1870
13	KERALA	679	0
14	MADHYA PRADESH	18947	1688
15	MAHARASHTRA	23883	2936
16	MANIPUR	103	19
17	ODISHA	6379	1418
18	PUNJAB	3405	167
19	RAJASTHAN	10275	2368
20	SIKKIM	182	80
21	TAMIL NADU	12217	1004
22	TELANGANA	11050	1567
23	TRIPURA	1157	532
24	UTTARAKHAND	7201	980
25	UTTAR PRADESH	57799	6493
26	WEST BENGAL	3158	14
Total Count		214730	26761

# Mission Antodaya Gap Addressed

Plan Year	Sector Name	State Name
2020-2021	Drinking water	RAJASTHAN
14	BANGALPUR	332
15	GANGANAGAR	336
16	HANUMANGARH	251
17	JAIPUR	594
18	JAISALMER	162
19	JALORE	271
20	JHALAWAR	242
21	JHUNJHUNU	310
22	JODHPUR	610
23	KARALI	233
24	KOTA	152
25	NAGPUR	459
26	PALI	262
27	PRATAPGARH	185
28	RAJSAMAND	209
29	SAWAI MADHOPUR	224

<http://egramswaraj.gov.in>

Report Generated on 06/02/2021 02:36:56 AM and data is entered and managed by State Panchayati Raj Departments and Panchayats

Close

# Mission Antodaya Gap Addressed

Sectorwise Report GDPD | Approve Action Plan Report | Sectorwise Report GDPD

egramswaraj.gov.in/sectorWiseReportGPDPPFinal.do

Bookmarks: Wikipedia, the free... Clay Art Project Ideas India — AgriCulture... Census of India: Sta... DISE--District Infor... http://www.qvo6.co... https://www.ircct.co...

Plan Year	Sector Name	State Name	District Panchayat & equivalent
2020-2021	Drinking water	RAJASTHAN	NAGOUR
1	BHERUNDA	19	9
2	DEGANA	24	17
3	DIDWANA	34	14
4	JAYAL	36	11
5	KHINVSAR	35	13
6	KUCHAMAN CITY	33	23
7	LADNU	34	14
8	MAKRANA	40	26
9	MERTA	31	9
10	MOLASAR	26	9
11	MUNDWA	27	21
12	NAGOUR	40	34
13	NAWA	24	16
14	PARBATSAR	42	29
15	RIYAN BADI	14	8
<b>Total Count</b>		459	253

<http://egramswaraj.gov.in>

Report Generated on 06/02/2021 02:41:27 AM and data is entered and managed by State Panchayati Raj Departments and Panchayats

Close

Windows taskbar: Search (Type here to search), Task View, File Explorer, Mail, PowerPoint, Chrome, Edge, System tray (02:43, 06-02-2021, ENG, 7 notifications)



# Mission Antodaya Gap Addressed

eGramSwaraj-3 x Sectorwise Report GPDP x Sectorwise Report GPDP x +

egramswaraj.gov.in/sectorWiseReportGPDPFinal.do

Bookmarks W Wikipedia, the free... Clay Art Project Ideas India — AgriCulture... Census of India: Sta... DISE--District Infor... http://www.qvo6.co... https://www.irctc.co...

Plan Year	Sector Name	State Name	District Panchayat & equivalent	Block Panchayat & equivalent
2020-2021	Drinking water	RAJASTHAN	NAGAUR	NAGAUR

S.No.	Village Panchayat	Count of Gram Panchayats with sectoral specific Activity in respective GPDP	Count of Gram Panchayats with Mission Antyodaya gaps addressed
1	ALAY	1	1
2	AMARPURA	1	1
3	ATHIYASAN	1	0
4	BALWA	1	1
5	BARANGAON	1	1
6	BARANI	1	1
7	BASANI BELIMA	1	1
8	BAWAD	1	1
9	BHADANA	1	1
10	BHAKROD	1	1
11	CHAU	1	1
12	CHENAR	1	1
13	CHHEELA	1	1
14	CHUNTISARA	1	0
15	DHUNDHWALON KI	1	1

<http://egramswaraj.gov.in>

Report Generated on 06/02/2021 03:24:02 AM and data is entered and managed by State Panchayati Raj Departments and Panchayats

Close

# Mission Antodaya Gap Addressed

eGramSwaraj-3 x Sectorwise Report GPDP x Sectorwise Report GPDP x +

egramswaraj.gov.in/sectorWiseReportGPDPFinal.do

Bookmarks W Wikipedia, the free... Clay Art Project Ideas India — AgriCulture... Census of India: Sta... DISE--District Infor... http://www.qvo6.co... https://www.irctc.co...

Plan Year	Sector Name	State Name	District Panchayat & equivalent	Block Panchayat & equivalent
2020-2021	Drinking water	RAJASTHAN	NAGAUR	NAGAUR

S.No.	Village Panchayat	Count of Gram Panchayats with sectoral specific Activity in respective GPDP	Count of Gram Panchayats with Mission Antyodaya gaps addressed
1	ALAY	1	1
2	AMARPURA	1	1
3	ATHIYASAN	1	0
4	BALWA	1	1
5	BARANGAON	1	1
6	BARANI	1	1
7	BASANI BELIMA	1	1
8	BAWAD	1	1
9	BHADANA	1	1
10	BHAKROD	1	1
11	CHAU	1	1
12	CHENAR	1	1
13	CHHEELA	1	1
14	CHUNTISARA	1	0
15	DHUNDHWALON KI	1	1

<http://egramswaraj.gov.in>

Report Generated on 06/02/2021 03:24:02 AM and data is entered and managed by State Panchayati Raj Departments and Panchayats

Close

Windows taskbar with search bar, task icons, system tray, and date/time (03:27 06-02-2021).

# Mission Antodaya report of GP Barani

MA gap analysis 2019.pdf | ApprovedAction.pdf

File | C:/Users/Reliance%20Digital/Desktop/GDP%20and%20Mission%20Antodaya/MA%20gap%20analysis%202019.pdf

2 of 15

Read aloud | Draw | Highlight | Erase

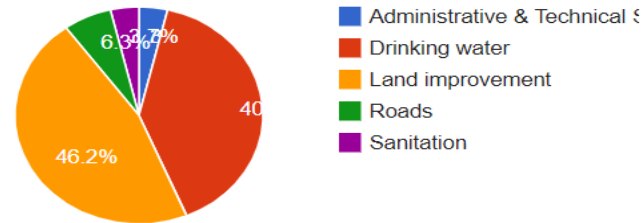
Fisheries	Community based user for Fisheries	No	No	<input type="radio"/> <input type="radio"/> <input checked="" type="radio"/>	
	Extension facilities for Aquaculture	No ( Nearest facility More than 10 kms)	No	<input type="radio"/> <input type="radio"/> <input checked="" type="radio"/>	
Rural Housing	No of household with kuccha wall and kuccha roof (Kutcha Wall is 1- Grass/thatch/bamboo etc 2- Plastic/polythene 3- Mud/unburnt brick 4-Wood 5- Stone not packed with mortar, Kutcha Roof is 1- Grass/thatch/bamboo/wood/ mud etc 2-Plastic/polythene 3 -Hand made tiles	3[1.19%]	29[3.02%]	<input type="radio"/> <input type="radio"/> <input checked="" type="radio"/>	Check the waiting list for PMAY-G.
Drinking Water	Availability of Piped tap water	50 to 100% habitations covered		<input type="radio"/> <input checked="" type="radio"/> <input type="radio"/>	
Roads	Whether the village is connected to All weather road	No ( Nearest facility More than 10 kms)	Yes	<input checked="" type="radio"/> <input type="radio"/> <input type="radio"/>	
	Whether village has internal pucca roads (cc/ brick road)	Fully covered		<input checked="" type="radio"/> <input type="radio"/> <input type="radio"/>	MGNREGA can be used to create internal cc/brick road.
	Availability of Public Transport	None ( Nearest facility More than 10 kms)	Bus	<input type="radio"/> <input checked="" type="radio"/> <input type="radio"/>	
	Availability of Railway Station	No ( Nearest facility More than 20 kms)	No ( Nearest facility More than 20 kms)	<input type="radio"/> <input type="radio"/> <input checked="" type="radio"/>	
Rural Electrification	Availability of electricity for domestic use	8-12 Hrs		<input type="radio"/> <input checked="" type="radio"/> <input type="radio"/>	Renewable electricity equipments can be used at subsidized rates.
Non-Conventional Energy	Use of Solar Energy/Wind Energy for electrification of the house	No	No	<input type="radio"/> <input type="radio"/> <input checked="" type="radio"/>	
Maintenance of Community Assets	Availability of Panchayat Bhawan	No	Yes	<input checked="" type="radio"/> <input type="radio"/> <input type="radio"/>	
	Is there a Common Service Centre (CSC) in the village	No CSC	Separately located	<input type="radio"/> <input checked="" type="radio"/> <input type="radio"/>	

# Approved GPDP of GP Barani

## SECTION 2 : Sectoral View

S.No.	Sector	Planned Outlay							
		Scheme							
		Tied				Untied			
		SC	ST	General	Total	SC	ST	General	Total
1	Administrative & Technical Support	0	0	0	0	0	0	500000	500000
2	Drinking water	0	0	1641166	1641166	0	0	3741166	3741166
3	Land improvement	0	0	0	0	0	0	6221367	6221367
4	Roads	0	0	0	0	0	0	850000	850000
5	Sanitation	0	0	200000	200000	0	0	300000	300000
	<b>Total</b>	0	0	1841166	1841166	0	0	11612533	11612533

Sector Wise Planned Outlay(Tied+Untied)



# Approved GPDP of GP Barani

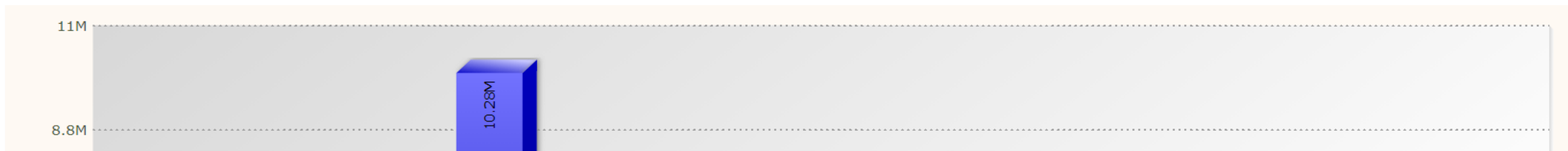
Browser tabs: Approve Action Plan Report, Sectorwise Report GPDP, Sectorwise Report GPDP

Address bar: egramswaraj.gov.in/approveActionPlanData.do

Bookmarks: Wikipedia, the free..., Clay Art Project Ideas, India — AgriCulture..., Census of India: Sta..., DISE--District Infor..., http://www.qvo6.co..., https://www.irctc.co...

S.No.	Scheme Name	Component Name	Amount Allotted								Planned Outlay							
			Tied				Untied				Tied				Untied			
			SC	ST	General	Total	SC	ST	General	Total	SC	ST	General	Total	SC	ST	General	Total
1	XV Finance Commission	Basic Grant (untied)	0	0	0	0	0	0	1841166	1841166	0	0	0	0	0	0	1841166	1841166
2	State Finance Commission-V	DEMAND 41 FOR GENERAL	0	0	0	0	0	0	10275000	10275000	0	0	0	0	0	0	4450000	4450000
3	MG National Rural Employment Guarantee Act	MG National Rural Employment Guarantee Act	0	0	0	0	0	0	5321367	5321367	0	0	0	0	0	0	5321367	5321367
4	XV Finance Commission	Tied Grant	0	0	1841166	1841166	0	0	0	0	0	0	1841166	1841166	0	0	0	0
5	Fourteen Finance Commission	Basic Grant	0	0	0	0	0	0	5011432	5011432				0				0
6	National Social	National Social	0	0	0	0	0	0	76800	76800				0				0

Scheme Wise Actual Allocation v/s Planned Outlay



# Assigned Activity to Address Gap

Approve Action Plan Report | Sectorwise Report GDPD | Sectorwise Report GDPD

egramswaraj.gov.in/approveActionPlanData.do

Bookmarks: Wikipedia, the free... | Clay Art Project Ideas | India — AgriCulture... | Census of India: Sta... | DISE--District Infor... | http://www.qvo6.co... | https://www.irctc.co...

8	40725136	PIPE LINE NIRMAN KAARYE	PIPE LINE NIRMAN KAARYE SANKRAT SCHOOL SE BIRMA RAM GODARA KI DHANI V DUNGER RAM MEGWAL KI DHANI TAK BARANI	Gen	Drinking water	N/A	Barani	300000	APR 2020- 2021	Guarantee Act XV Finance Commission	300000	0	0
9	40716607	CC BLOCK NIRMAN KAARYE	CC BLOCK NIRMAN KAARYE	Gen	Roads	N/A	Barani	250000	APR 2020-	State Finance	250000	0	0

<http://egramswaraj.gov.in>

Report Generated on 06/02/2021 03:31:25 AM and data is entered and managed by State Panchayati Raj Departments and Panchayats

Close

Contents on this website are owned, updated and managed by the Panchayats and State Panchayati Raj Department as a part of e-Panchayat MMP of Ministry of Panchayati Raj. Site is technically designed, hosted and maintained by National Informatics Centre (NIC)

Windows taskbar: Type here to search | Taskbar icons: File Explorer, Mail, PowerPoint, Chrome, Edge | System tray: 03:41, 06-02-2021, ENG, 7 notifications

The background features a series of overlapping, semi-transparent green triangles and polygons in various shades, ranging from light lime green to dark forest green. These shapes are primarily concentrated on the right side of the frame, creating a dynamic, layered effect. The rest of the background is plain white.

Thanks